

2024 Leads Source Report



Learning Track

Register Growth

+151

Claimed Certificate

+2

Completed Phase

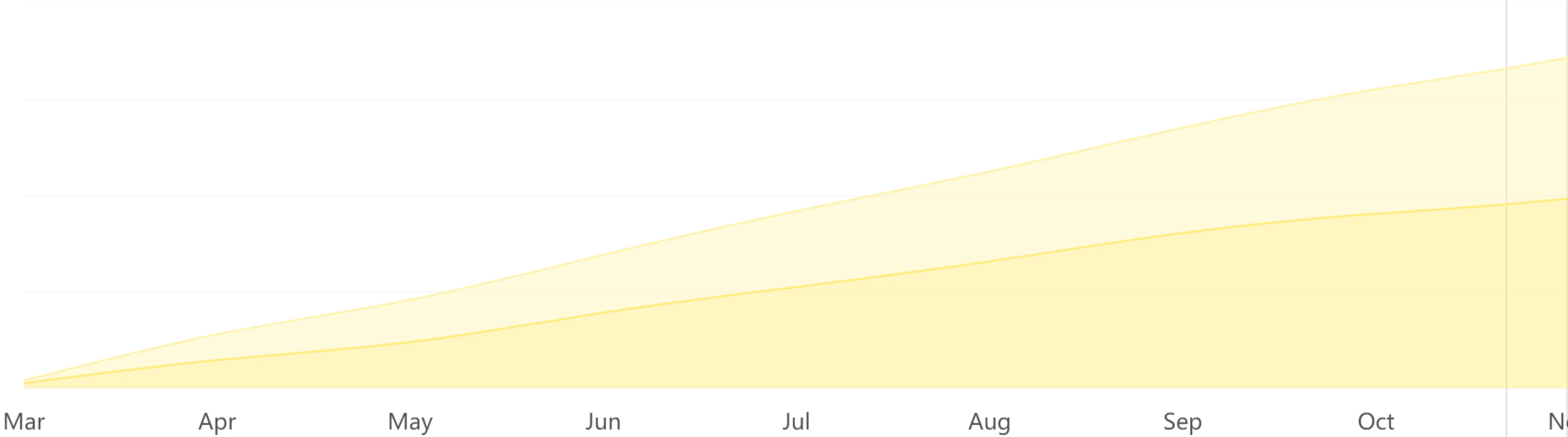
+4

Completed Track

+111

Learning Track Registration & Completion

See and compare registration and completion of the learning track.





Hackathon

Register Growth

+56

Submitted Project

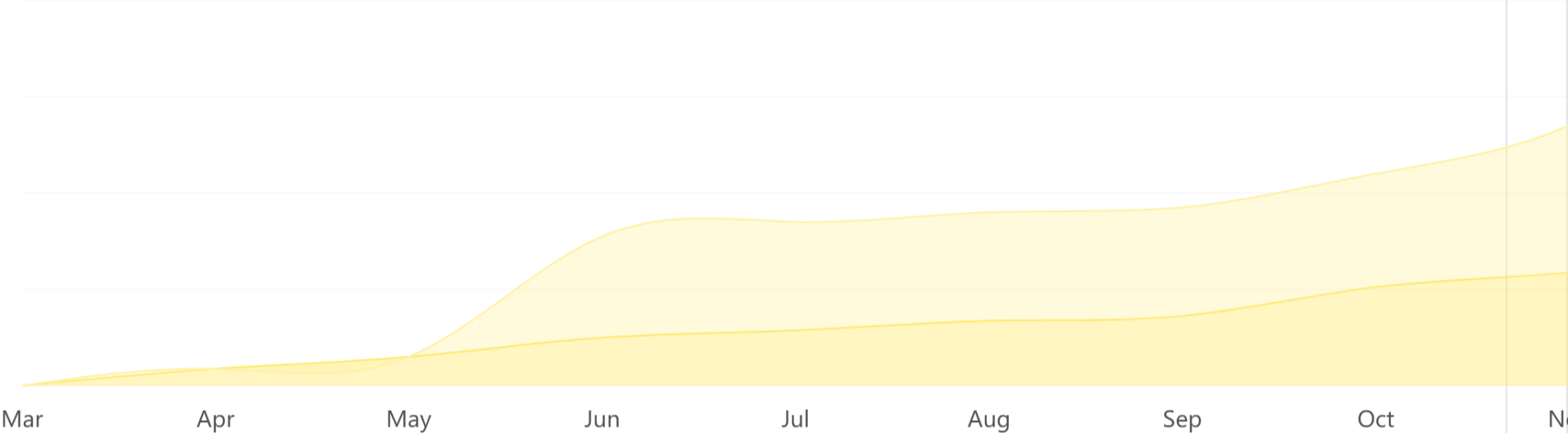
+98

All Hackathon

8

Hackathon Registration & Submission

See and compare registration and submission of the hackathon.





Co-learning Camp

Learner Growth

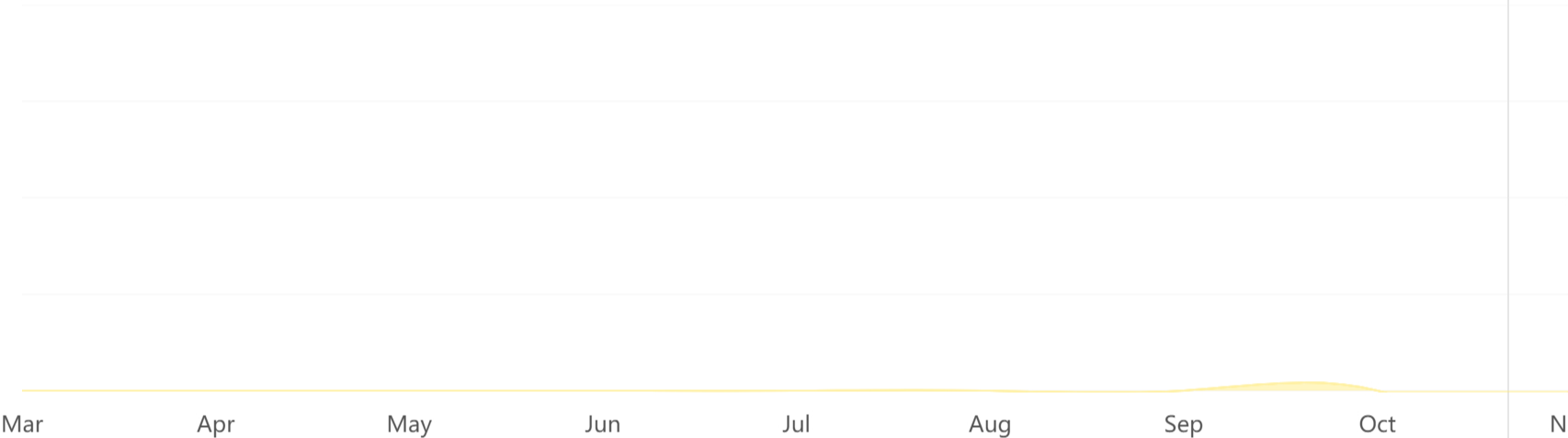
+3

All Co-learning Camp

1

Registered & Completed Learner Over Time

Tracking user sign-ups and learning completions over time





Register Growth

0

Online/IRL Event

16/1

All Event

17

Registration Over Time

Tracking the trend of registrations over time

Mar Apr May Jun Jul Aug Sep Oct N

All Leads Solana solana builder

2024 Leads Source Report

Summary & Insights

Here is a concise summary of your Leads Monitor data: You have a substantial lead base of 811 individuals, with 321 of them actively engaged, indicating a 39.6% activation rate. This suggests that nearly 40% of your leads are currently interacting with your organization, which is a promising sign of user engagement. Furthermore, the total contributions of 348,968 demonstrate a high level of community participation and technical output, implying that your organization is generating significant value and driving meaningful progress. However, the repository metrics reveal a different story, with 90 total repositories but none of them being active or deployed. This indicates that while there is a wealth of technical output, it is not being translated into real-world impact through deployed solutions. To increase the activation rate, consider targeted outreach and nurturing campaigns to encourage more leads to become active participants. Additionally, focus on streamlining the development process to move more repositories from creation to deployment, thereby amplifying the practical effects of your organization's contributions. By addressing these areas, you can unlock even more value from your lead base and technical output.

0% down this year



0% down this year

0% down this year

97

0% down this year

0% down this year



0% down this year

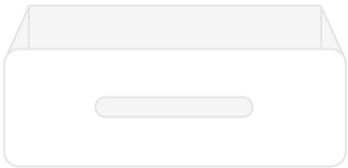
The number of active leads and total leads in your tracker. Active leads are those who have made commits in the last 7 days.

Tracking the growth of active and total repositories over time

Most Active Leads Leaderboard

Most contributions

Nothing Here



Most Active Repositories Leaderboard

Hackathon devs registrar

Nothing Here

